





DIY Folded Envelope



1. Fold corner to corner to make creases look like an X



2. Fold front/top to touch middle of the bottom border



3. Fold back/top down but just far enough to make 2 triangle shapes.



4. Fold right flap inward



5. Fold left flap inward



6. Tuck one flap into the other for a completed envelope!

[Click for Video Tutorial](#)